

PetTec

Plush Pet Toy
Sammy Sparrow **MINI**





HERE WE GO...

Thank you for choosing our toy. With the PetTec Plush Pet Toy your pet will always be busy.

Important safety instructions

READ ALL INSTRUCTIONS AND WARNINGS IN THIS OPERATING MANUAL BEFORE USING THE PLUSH PET TOY.

1. Please do not immerse the Plus Toy in water and do not soak the Plush Toy when the electronics are inside the Plush Toy.
2. Do not immerse the device in other liquids either. The mechanism that makes the wing move is not waterproof. If the toy is dropped in the water, the electronics will get damaged.
3. Remove the electronics from the Plush Toy before cleaning it.
4. Do not put the Plush Toy in the microwave or in an oven. Do not expose the Plush Toy to high temperatures.
5. Do not expose to hot sources such as fire or prolonged direct sunlight.
6. The Plush Toy is designed as a toy for cats! The Plush Toy is not intended for any other use.
7. Stop using the product if the Battery begins to smell or smoke.
8. If you experience any malfunction, contact our customer service directly.
9. The toy is designed for indoor use only, leaving it outside may cause it to dampen and damage the mechanism.
10. Although it is primarily a toy for your pet, always be aware of your duty of supervision towards your child.
11. Please remember that the PetTec Plush Toy is a toy and is not suitable for use with real babies and small children.
12. The Plush Toy can be cleaned if necessary with a damp (not wet) cloth. Please do not bathe the PetTec Plush Toy. And if you do wash the PetTec Plush Toy, remove the electronics from the plush toy first.

Notes on the built-in Battery



1. For full performance and maximum operating time of the product, we recommend fully charging the integrated Battery .
2. Only use the Battery we have installed and do not unscrew the electronics yourself.
3. The electronics in the Plush Toys may only be removed and replaced by adults.
4. If the toy is not used for a longer period of time, move the switch to the „OFF“ position to increase the Battery life.
5. If any moisture has penetrated the electronics, please dry with a cloth.
6. Recharging integrated Batteries may only be carried out under adult supervision.
7. Do not throw the electronics into a fire as they may leak or explode.
8. Please also keep the electronics away from hot sources such as ovens or a cooker.

Battery note



As the safety of our customers is of particular concern to us, we would like to point out that this item is Battery-operated. Please check the item regularly for damage and replace if necessary. Keep the damaged item out of the reach of children. Always make sure that the electronics of the Plush Toys are not accessible!



SPECIFICATIONS

Name	Plush Pet Toy
Model	Sammy Sparrow Mini
Dimension	150 x 130 x 100 mm
Weight	54 g
Battery	Litium-Ion / 300mAh / 5V
Content	Toy, Micro-USB cable, 2x Catnip, Manual

CHARGING

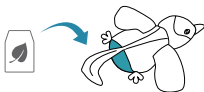
- The toy is fully charged in one hour
- One charge provides 280 dancing cycles
-  Charging  Fully Charged

CATNIP

- Only use catnip that is sealed into a porous bag e.g. teabag (2 bags included)
- Insert catnip bag into the pouch provided and close with the velcro.



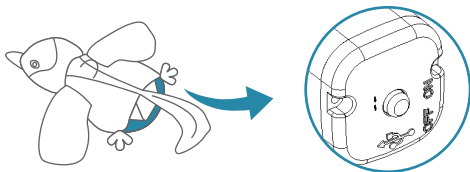
IMPORTANT: Do not use loose catnip as this can damage the mechanism.



HOW TO PLAY / USE



- Open the toy on the belly by pulling apart the Velcro.
- Fully charge the dancing toy with the supplied Micro-USB charging cable until the LED turns green.
- Insert the catnip into the pouch on the side, move the switch to the ON position and close the toy.
- The toy is equipped with an integrated sensor that reacts to touch! If the sensor detects a touch, the wings start to beat and the bird starts to croak at the same time.
- No need to turn off the toy unless you don't want it to move on touch. The toy goes into sleep mode once it isn't being touched.
-





HOW A MOVEMENT SEQUENCE WORKS

17-18 sec. One movement lasts 17-18 seconds!

20 sec. Then there is a 20-second pause
(toy is in energy-saving mode)

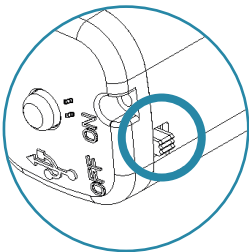
5 sec. This is followed by another automatic movement sequence for 5 seconds to arouse the animal's interest

... Then the standby mode starts until the toy is touched

This programming ensures long-lasting fun without stressing or overtaxing the animal. You will also quickly realise whether the animal still wants to play or whether you should switch the toy off.

SWITCHING TOYS AND SOUND ON AND OFF


- When you switch the toy on, the sound is switched on.
- If you switch the toy off and on again, the sound remains switched off and only the movement motors are active.
- If you switch the toy off and on again, the movement and sound are active again.



CLEANING THE TOY



- Open the bat (pull apart the velcro fastener) and carefully remove the mechanism, taking care not to bend the two wing parts.
- You can now clean the plush toy or, if it is very dirty, wash it by hand.
- Please only replace the mechanism when the plush toy is completely dry (inside and out!).





CUSTOMER SERVICE

Declaration of conformity

Stage10 GmbH confirms that the product described in these instructions (Plush Pet Toy) conforms to guideline 2014/53/EU. The complete text of the EU declaration of conformity is available at the following URL:



<https://support.pettec.de/hc/de>



Declaration of conformity (see chapter „Declaration of conformity“): Products designated with this symbol fulfill all applicable community provisions of the European Economic Area.

MANUFACTURER INFORMATION AND SERVICE

If you have questions about the PetTec Plush Pet Toy or experience problems using it, first contact us via email at the following address:
info@PetTec.de

PetTec® is a brand of
Stage10 GmbH
Leipziger Platz 9
10117 Berlin
www.PetTec.com

You can find further information about our products, troubleshooting, and helpful tips at:
support.PetTec.de

DISPOSAL



Disposing of packaging

Please sort the packaging before disposal:

- Cardboard and paperboard with paper recycling
- Plastic wrap with recyclables



Disposal of devices

Applicable in the European Union and other European countries with systems for the separate collection of recyclables.



Disposal in accordance with WEEE (Waste Electrical and Electronic Equipment Directive): All products labelled with the „crossed-out wheeled bin“ symbol must not be disposed of with household waste. They must be collected separately. The local authorities have set up collection points where old appliances from private households can be collected free of charge. If not disposed of properly, hazardous substances from electrical and electronic equipment can be released into the environment.



Do not dispose of used devices with household trash!

If your Plush Pet Toy is no longer usable, each user is obligated by law to dispose of used devices separately from household trash, e.g. at a collection site in your municipality. This ensures that used devices are recycled properly and that negative environmental effects are avoided. Therefore, electronic devices are marked with the symbol shown here.

PetTec

Plush Pet Toy Sammy Sparrow **MINI**

**PetTec® ist eine Marke
der Stage10 GmbH**

Leipziger Platz 9
10117 Berlin
Deutschland

www.PetTec.com

**PetTec®
Plush Pet Toy Sparrow Mini
Artikel-Nr. 16379**

