


PetTec

Swifty Racer



LOVE
YOUR **PET**



HERE WE GO...

Thank you for choosing our toy. With the PetTec Pet Toy Swifty Racer your pet will always be busy.

Important safety instructions

READ ALL INSTRUCTIONS AND WARNINGS IN THIS OPERATING MANUAL BEFORE USING THE PLUSH PET TOY.

1. Please do not immerse the Pet Toy in water and do not soak the Pet Toy when the electronics are inside the Pet Toy.
2. Do not immerse the device in other liquids either. The mechanism that makes the fish move is not waterproof. If the fish is dropped in the water, the electronics will get damaged.
3. Do not put the Pet Toy in the microwave or in an oven. Do not expose the Pet Toy to high temperatures.
4. Do not expose to hot sources such as fire or prolonged direct sunlight.
5. The Pet Toy is designed as a toy for cats! The Pet Toy is not intended for any other use.
6. Stop using the product if the battery begins to smell or smoke.
7. If you experience any malfunction, contact our customer service directly.
8. The toy is designed for indoor use only, leaving it outside may cause it to dampen and damage the mechanism.
9. Although it is primarily a toy for your pet, always be aware of

your duty of supervision towards your child.

10. Please remember that the Pet Toy is a toy and is not suitable for use with real babies and small children.
11. The Pet Toy can be cleaned if necessary with a damp (not wet) cloth. Please do not bathe the Pet Toy.



Notes on the built-in battery

1. For full performance and maximum operating time of the product, we recommend fully charging the integrated battery .
2. Only use the battery we have installed and do not unscrew the electronics yourself.
3. If the toy is not used for a longer period of time, move the switch to the „OFF“ position to increase the battery life.
4. If any moisture has penetrated the electronics, please dry with a cloth.
5. Recharging integrated batteries may only be carried out under adult supervision.
6. Do not throw the electronics into a fire as they may leak or explode.
7. Please also keep the electronics away from hot sources such as ovens or a cooker.



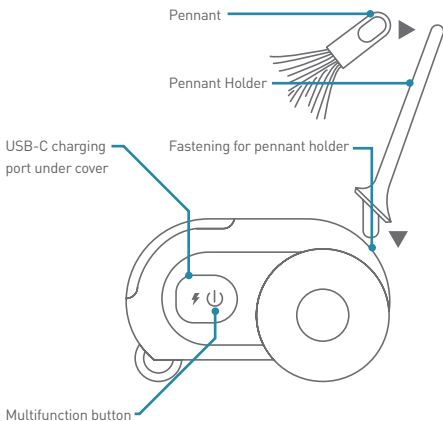
Battery note

As the safety of our customers is of particular concern to us, we would like to point out that this item is battery-operated. Please check the item regularly for damage and replace if necessary. Keep the damaged item out of the reach of children. Always make sure that the electronics of the Plush Toys are not accessible!

PACKAGE CONTENTS

- „Swiftly Racer“
Toy car for cats
- Remote control
- USB-C cable
- Pennant holder
- Pennant

OVERVIEW | Side view



Short press:

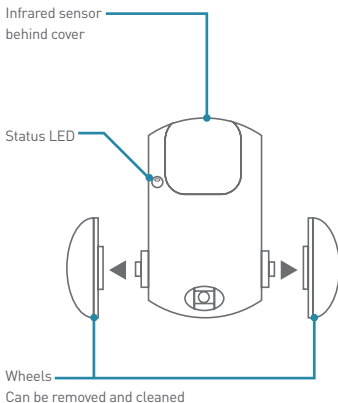
Switches the device on or off

Long press:

Switches between two modes



OVERVIEW II Front view

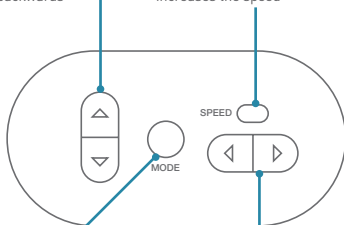


OVERVIEW III Remote Control



Controls:
Forwards and backwards

Speed
Increases the speed






Mode
Press: Switches the toy to stand-alone mode
Press again: Returns to remote control mode

Controls:
Left and right



STATUS LED on front side

-  **Flashing blue:** Toy is charging.
-  **Green light:** Fully charged.
-  **Flashing red during use:** Battery low. Please recharge when you get the chance

TECHNICAL DETAILS

Color	White/grey/turquoise
-------	----------------------

Dimension	74 x 67x 44 mm
-----------	----------------

Weight	95 g
--------	------

Material	ABS / Silicone
----------	----------------

Battery type	5 V/1 A Li-Ion
--------------	----------------

Battery size	300 mAh
--------------	---------


GETTING STARTED




1. Fully charge the device (duration 2-4h)
2. Attach the supplied accessories to the device. This is useful to reach the toys balance and serves as a visual stimulus for the cat.
3. Short press the **multifunction button** to switch on/off.
4. Long press the **multifunction button** to change the mode

OPERATING VARIANTS

Can be activated using the multifunction button on the device.

a. Standard variant (LED  lights up green for 3 seconds) Device goes into sleep mode after 5 minutes (regardless of whether the animal is playing with it or not)

b. Smart variant (LED  lights up blue for 3 seconds) Device goes into sleep mode after 5 minutes without interaction, the device reactivates when interaction occurs

If the LED  in the device starts to flash red quickly, the battery is low and needs to be recharged

If the device is running slower than usual, please clean the device and remove the wheels (see overview II)



TOY MODES

Can be activated with the Mode button on the remote control.

Remote mode:

After switching on, press any direction button to make the device move in the corresponding direction

Autonomous mode:

Either press the mode button or after 30 seconds from the last time a button was pressed

FEATURES



Infrared sensor

The device avoids obstacles thanks to the infrared sensor



Remote control

The device can run autonomously or be easily controlled by remote control



Smart mode

In smart mode, the device reacts to the interaction of cats



Built-in rechargeable battery

The built-in rechargeable Li-Ion battery enables long play before the toy needs to be recharged.

CUSTOMER SERVICE



Declaration of conformity

Stage10 GmbH confirms that the product described in these instructions (Pet Toy) conforms to guideline 2014/53/EU. The complete text of the EU declaration of conformity is available at the following URL:



<https://support.pettec.de/hc/de>



Declaration of conformity (see chapter „Declaration of conformity“): Products designated with this symbol fulfill all applicable community provisions of the European Economic Area.

MANUFACTURER INFORMATION AND SERVICE

If you have questions about the PetTec Plush Pet Toy or experience problems using it, first contact us via email at the following address:
info@PetTec.de



PetTec® is a brand of
Stage10 GmbH, Oranienburger Str. 45, 10117 Berlin, www.PetTec.com

You can find further information about our products, troubleshooting,
and helpful tips at:
support.PetTec.de

WASTE DISPOSAL



Disposing of packaging

Please sort the packaging before disposal:

- Cardboard and paperboard with paper recycling
- Plastic wrap with recyclables



Disposal of devices

Applicable in the European Union and other European countries with systems for the separate collection of recyclables.



Disposal in accordance with WEEE (Waste Electrical and Electronic Equipment Directive): All products labelled with the „crossed-out wheeled bin“ symbol must not be disposed of with household waste. They must be collected separately. The local authorities have set up collection points where old appliances

from private households can be collected free of charge. If not disposed of properly, hazardous substances from electrical and electronic equipment can be released into the environment.



Do not dispose of used devices with household trash!

If your Plush Pet Toy is no longer usable, each user is obligated by law to dispose of used devices separately from household trash, e.g. at a collection site in your municipality. This ensures that used devices are recycled properly and that negative environmental effects are avoided. Therefore, electronic devices are marked with the symbol shown here.

PetTec

Swiftly Racer

PetTec Toy „Swiftly Racer“

Art No. 16372

WEBSITE & SHOP

www.PetTec.com

**INFOS, MANUALS &
SUPPORT**

support.PetTec.de

PetTec® ist eine Marke
der Stage10 GmbH
Oranienburger Str. 45
10117 Berlin
Germany

Made in China

