


PetTec

Laser Toy



LOVE
YOUR PET



HERE WE GO...

Thank you for choosing our toy. With the PetTec Pet Toy Interactive Ball your pet will always be busy.

Important safety instructions

READ ALL INSTRUCTIONS AND WARNINGS IN THIS OPERATING MANUAL BEFORE USING THE PLUSH PET TOY.

1. Class 1 laser - Do not look into the beam. This toy contains a class 1 laser. Looking directly into the laser beam can cause eye damage. Only use under adult supervision.
2. Please do not immerse the Pet Toy in water and do not soak the Pet Toy when the electronics are inside the Pet Toy.
3. Do not immerse the device in other liquids either. The mechanism that makes the fish move is not waterproof. If the fish is dropped in the water, the electronics will get damaged.
4. Do not put the Pet Toy in the microwave or in an oven. Do not expose the Pet Toy to high temperatures.
5. Do not expose to hot sources such as fire or prolonged direct sunlight.



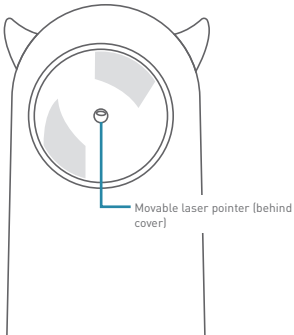
6. The Pet Toy is designed as a toy for cats! The Pet Toy is not intended for any other use.
7. Stop using the product if the battery begins to smell or smoke.
8. If you experience any malfunction, contact our customer service directly.
9. The toy is designed for indoor use only, leaving it outside may cause it to dampen and damage the mechanism.
10. Although it is primarily a toy for your pet, always be aware of your duty of supervision towards your child.
11. Please remember that the Pet Toy is a toy and is not suitable for use with real babies and small children.
12. The Pet Toy can be cleaned if necessary with a damp (not wet) cloth. Please do not bathe the Pet Toy.

PACKAGE CONTENTS

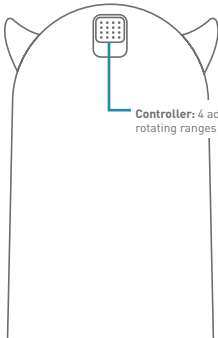
- Laser Toy
- Micro-USB charging cable
- This user manual (digitally downloadable)



OVERVIEW I Front view top



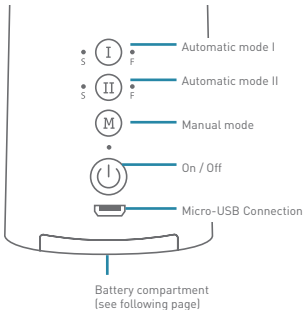
OVERVIEW II Rear view top



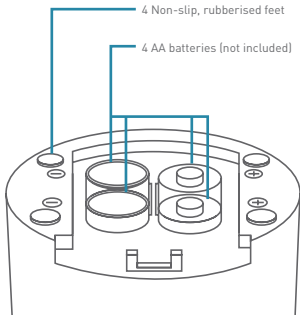
Controller: 4 adjustable,
rotating ranges



OVERVIEW III Rear view bottom





OVERVIEW IV Battery compartment







MODES Description

Mode I (upper button)

- The laser pointer is active for 10 minutes, after which it switches off automatically.
- **Submode S** (LED  left) :
first click slow mode
- **Submode F** (LED  right):
second click fast mode

Mode II (middle button)

- The laser pointer is active for 10 minutes every 2 hours and switches off automatically after 12 hours.
- **Submode S** (LED  left) :
first click slow mode
- **Submode F** (LED  right):
second click fast mode

Mode M (lower button)

- The laser pointer is active for 20 minutes after pressing the button.



POWER SUPPLY OPERATION

Connect the Pet Toy with the micro USB cable and a USB power adapter (not supplied).

Mains operation is independent of battery operation; rechargeable batteries are NOT charged.

BATTERY USE

Disconnect the Pet Toy from the micro USB cable and insert 4 AA batteries (not supplied) into the battery slot at the bottom of the device.

The Pet Toy can now be used autonomously anywhere in the home.



TECHNICAL DETAILS

Modes	3 (2 x automatic, 1x manual)
-------	------------------------------

Playing time	Up to 12h
--------------	-----------

Laser Class	Class 1 (DIN EN 60825-1 : 2001-11)
-------------	------------------------------------

Colour	White
--------	-------

Dimensions	180 x 65 x 65 mm
------------	------------------

Weight	180 g
--------	-------

Material	ABS
----------	-----

required batteries	4x AA (not included)
--------------------	----------------------

Mains power	Via Micro-USB cable
-------------	---------------------

FEATURES



For cats

The Pet Toy is designed for cats as an indoor activity toy



Laser pointer activity

The Pet Toy keeps the cat busy with a class 2 laser pointer.



Adjustable projection angles

The projection angles are adjustable to avoid unwanted reflections.



Irregular movements

The laser pointer moves erratically to keep your cat busy.



Independent of the power supply

The Pet Toy can be operated independently of the mains using 4x AA batteries and can be placed anywhere in the living area.



CUSTOMER SERVICE

Declaration of conformity

Stage10 GmbH confirms that the product described in these instructions (Pet Toy) conforms to guideline 2014/53/EU. The complete text of the EU declaration of conformity is available at the following URL:



<https://support.pettec.de/hc/de>



Declaration of conformity (see chapter „Declaration of conformity“): Products designated with this symbol fulfill all applicable community provisions of the European Economic Area.

MANUFACTURER INFORMATION AND SERVICE



If you have questions about the PetTec Plush Pet Toy or experience problems using it, first contact us via email at the following address:
info@PetTec.de

PetTec[®] is a brand of
Stage10 GmbH, Oranienburger Str. 45, 10117 Berlin, www.PetTec.com

You can find further information about our products, troubleshooting, and helpful tips at:
support.PetTec.de

WARNING: LASER RADIATION



Class 1 laser - Do not look into the beam. Looking directly into the laser beam can cause eye damage. This product fulfils the requirements of **DIN EN 60825-1**.



WASTE DISPOSAL



Disposing of packaging

Please sort the packaging before disposal:

- Cardboard and paperboard with paper recycling
- Plastic wrap with recyclables



Disposal of devices

Applicable in the European Union and other European countries with systems for the separate collection of recyclables.



Disposal in accordance with WEEE (Waste Electrical and Electronic Equipment Directive): All products labelled with the „crossed-out wheeled bin“ symbol must not be disposed of with household waste. They must be collected separately. The local authorities have set up collection points where old

appliances from private households can be collected free of charge. If not disposed of properly, hazardous substances from electrical and electronic equipment can be released into the environment.



Do not dispose of used devices with household trash!

If your Plush Pet Toy is no longer usable, each user is obligated by law to dispose of used devices separately from household trash, e.g. at a collection site in your municipality. This ensures that used devices are recycled properly and that negative environmental effects are avoided. Therefore, electronic devices are marked with the symbol shown here.



LASER WARNING



- Do not look directly into the laser beam! Close your eyes and turn your head away if the laser beam hits your eyes.
- Refrain from irradiating users of binoculars or telescopes!
- Do not look directly at the laser beam with optical instruments!
- This product contains a class 1 laser for end users in accordance with DIN EN 60825-1 : :2001-11.

Laser Class 1
according to DIN EN 60825-1:2001-11

PetTec

Laser Toy

PetTec Toy Laser Toy

Art No. 16371

EAN: 4 250541 928165

WEBSITE & SHOP

www.PetTec.com

INFOS, MANUALS & SUPPORT

support.PetTec.de

PetTec® ist eine Marke
der Stage10 GmbH
Oranienburger Str. 45
10117 Berlin
Germany



LASER
1



Made in China