

PetTec

Pet Fountain Compact

Haustier-Brunnen Compact





TABLE OF CONTENTS

Important Safety Notice	03
Important Instructions for Use	04
Preparation	05
Product Overview	06
Assembly	08
Cleaning the Pump	10
Technical Details	12
Customer Service	13
Manufacturer Information and Service	14
Disposal	15
FCC	16

IMPORTANT SAFETY NOTICE



READ ALL INSTRUCTIONS AND WARNINGS IN THIS OPERATING MANUAL BEFORE YOU USE THE DRINKING FOUNTAIN.

When using electrical products, you should always follow basic safety precautions, including the following:

1. This drinking fountain is not suitable for use by children under eight years old, by people with limited physical and/or sensory capabilities or mental impairment, or by those lacking experience and knowledge regarding this product; such individuals should only use the drinking fountain under the supervision or direction of someone who knows how to operate it. Children should not clean or service the device without supervision.
2. Not to be used as a toy. Close supervision should be done when the product is used by or around children. Children should be supervised to ensure that they do not play with the Pet Fountain. Do not allow children to sit on the drinking fountain.
3. Only use the Pet Fountain as described in this manual. Do not service the product in any way which is not specified in this manual.
4. Do not use the drinking fountain if it does not work as expected, has been subjected to a hard impact, or has been dropped, damaged, or left outdoors. Only intended to be used in dry locations.
5. Do not use outdoors or on wet ground, or where the Pet Fountain could get wet or fall into water.
6. Do not install or use this drinking fountain outdoors, in a bathroom, or within 1 meter (3 feet) of a swimming pool. Do not use on wet surfaces or expose to moisture, rain, or snow.
7. Do not touch any part of the battery charger with wet hands.
8. Do not use if the cable or plug is damaged. If the power cord is damaged,



you can request a replacement from PetTec Customer Service in order to avoid a safety hazard.

9. Do not unplug by pulling on the cord. To unplug, pull by the plug end rather than the cord. When using an extension cord, pay attention to its standard of quality. We recommend using only extension cords with surge/overvoltage protection.
10. Disconnect the drinking fountain from the USB Type-A power cable before cleaning it.

Disposal Instructions

- This drinking fountain is made from high-quality, recyclable materials. Recycle if possible.
- Dispose or recycle the battery according to your local laws or ordinances.

IMPORTANT INSTRUCTIONS FOR USE

- Make sure that the water level is not below Min. or above Max.
- The fountain switches off automatically if the water level slips below min. to protect the pump electronics. When the water level is above min. again, the pump switches on again.
- Rinse the new filter with cold water for a few seconds before inserting it into the drinking fountain. This will increase the flow rate.
- **It is recommended to change the filter every 2-4 weeks. Failure to do so will increase filter contamination. As a result, the water quality as well as the water flow suffers! The pump performance is also impaired and the operating noise can increase as a result.**
- **Please clean the filter sponge of the pump every time the water filter is**

- changed. This will maintain the pump performance and quality.
- **Please only buy water filters from PetTec! Our filters are tested according to EU directives!**



PREPARATION

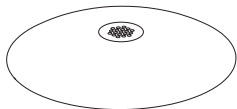
- Please unpack the device and its accessories and dispose of the packaging in an environmentally sound manner.
- Then remove the wrapper from the filter and place it in the provided filter holder.
- Connect the PetTec Pet Fountain to a power source using the supplied power adapter.
- Then remove the water tank and fill it with water to the maximum fill level indicated. Note: do not fill beyond the maximum fill level!
- **Note: we recommend replacing the filter after every 2-4 weeks of use. Filters can be purchased in 3-packs**



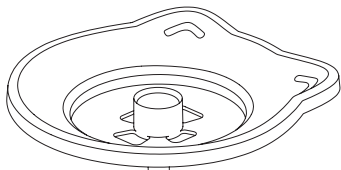
PRODUCT OVERVIEW

- 1 Cover
- 2 Basin
- 3 Wireless induction pump
- 4 Pump filtration sponge
- 5 4layer purification filter
- 6 Main Body

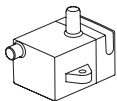
USB Type-A power cable (not shown)



1




2




3



4



5

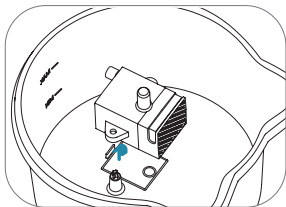


6

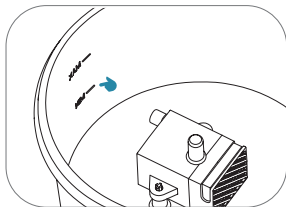


ASSEMBLY

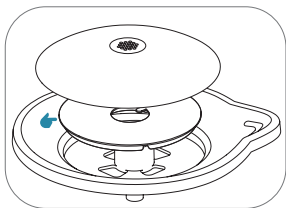
- 1 Place the cordless induction pump in the device provided.
- 2 Then fill fresh water into the base station. Be careful not to go below the minimum level or exceed the maximum level.
- 3 Now press the basin onto the base station. Now place the 4-layer filter into the in the recess provided for it in the basin. Finally, place the 30° cover over the basin.
- 4 Now check that all the parts are tight and that nothing slips or comes loose.
- 5 Finally, connect the USB Type-A power cable to the Pet Fountain! Please make sure that both the USB Type-A power cable unit and the connection to the Pet Fountain are dry.



1

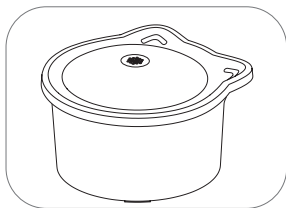


2



3

4

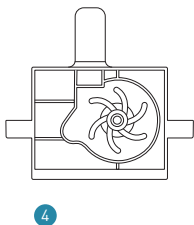
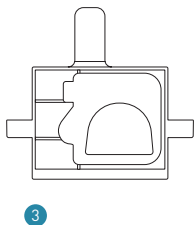
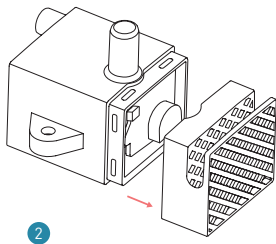
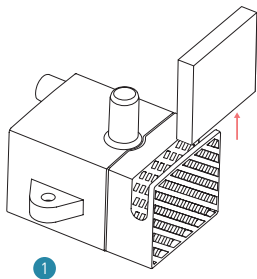


5



CLEANING THE PUMP

- 1 First remove the filter sponge from the influence device.
- 2 Now press on both sides of the influence device to separate it from the induction pump!
- 3 Now take off the cover of the induction pump that was covered by the influence device. Use a fingernail or something else flat for this.
- 4 Now the impeller can be removed and cleaned.
- 5 Follow the steps back to reassemble the induction pump together again.





TECHNICAL DETAILS

Dimension	182 x 181 x 114mm
-----------	-------------------

Weight	475g
--------	------

Power	5V / 1A
-------	---------

Volume	1.1l
--------	------

Color	Grey (visible for cats)
-------	-------------------------



Declaration of conformity

Stage10 GmbH confirms that the product described in these instructions Pet Fountain Compact conforms to guideline 2014/53/EU. The complete text of the EU declaration of conformity is available at the following URL:



<https://support.pettec.de/hc/de/categories/360003128999-Pet-Fountain-Compact>



Declaration of conformity (see chapter „Declaration of conformity“): Products designated with this symbol fulfill all applicable community provisions of the European Economic Area.



MANUFACTURER INFORMATION AND SERVICE

If you have questions about the PetTec Pet Fountain Compact or experience problems using it, first contact us via email at the following address:
info@PetTec.de

PetTec® is a brand of
Stage10 GmbH
Oranienburger Str. 45
10117 Berlin
www.PetTec.com

You can find further information about our products, troubleshooting, and helpful tips at:
support.PetTec.de

DISPOSAL



Disposing of packaging

Please sort the packaging before disposal:

- Cardboard and paperboard with paper recycling
- Plastic wrap with recyclables



Disposal of devices

Applicable in the European Union and other European countries with systems for the separate collection of recyclables.



Do not dispose of used devices with household trash!

If your Pet Fountain Compact is no longer usable, each user is obligated by law to dispose of used devices separately from household trash, e.g. at a collection site in your municipality. This ensures that used devices are recycled properly and that negative environmental effects are avoided. Therefore, electronic devices are marked with the symbol shown here.



FCC

This device complies with Part 15 of the FCC Rules. Operation is subject to the following two conditions: (1) this device may not cause harmful interference, and (2) this device must accept any interference received, including interference that may cause undesired operation.

Changes or modifications not expressly approved by the party responsible for compliance could void the user's authority to operate the equipment. This equipment has been tested and found to comply with the limits for a Class B digital device, pursuant to Part 15 of the FCC Rules. These limits are designed to provide reasonable protection against harmful interference in a residential installation. This equipment generates, uses and can radiate radio frequency energy and, if not installed and used in accordance with the instructions, may cause harmful interference to radio communications. However, there is no guarantee that

interference will not occur in a particular installation. If this equipment does cause harmful interference to radio or television reception, which can be determined by turning the equipment off and on, the user is encouraged to try to correct the interference by one or more of the following measures:

- Reorient or relocate the receiving antenna.

- Increase the separation between the equipment and receiver.

- Connect the equipment into an outlet on a circuit different from that to which the receiver is connected.

- Consult the dealer or an experienced radio/TV technician for help.



PetTec

Pet Fountain Compact

Haustier-Brunnen Compact

**PetTec® ist eine Marke der
Stage10 GmbH**

Oranienburger Str. 45
10117 Berlin
Deutschland

www.PetTec.com

Made in China

**PetTec®
Pet Fountain Compact
Artikel-Nr. 16038**

